

DAILY DERIVATIVES RESEARCH REPORT

January 6, 2026

NIFTY OI

Current	Absolute Chg
15.33	0.16
Previous	% Change
15.17	1.08%


INDIA VIX

Current	Absolute Chg
10.02	0.57
Previous	% Change
9.45	6.03%

PCR

Current	Absolute Chg
1.00	-0.46
Previous	% Change
1.46	-31.7%

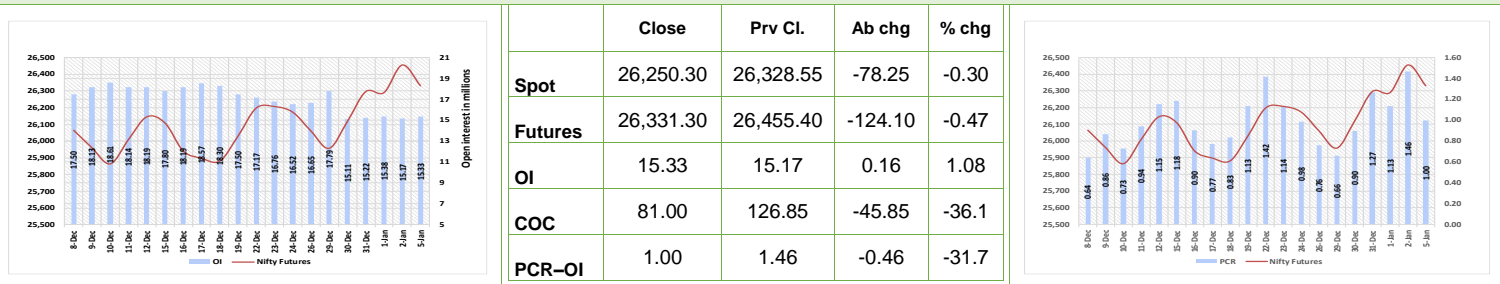
OUTLOOK



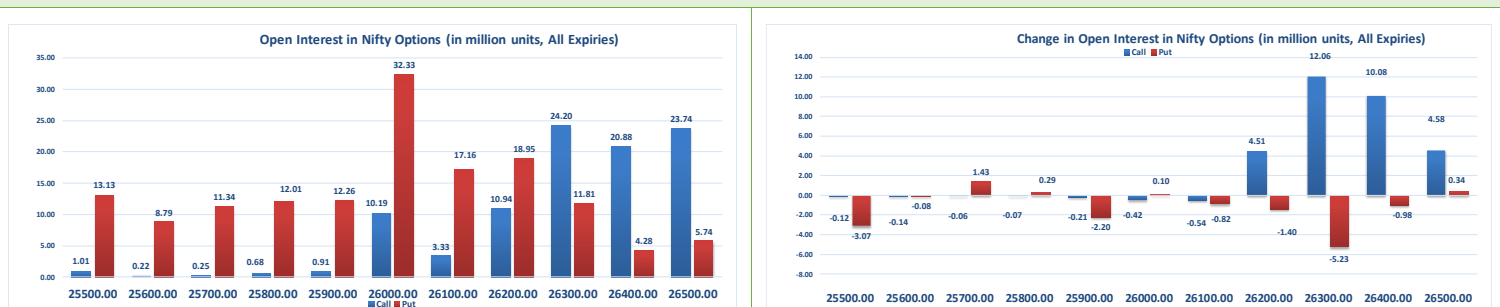
Summary

Indian markets closed on a negative note where selling was mainly seen in Information Technology, Oil & Gas, and Healthcare. Nifty Jan Futures closed at 26,331.30 (down 124.10 points) at a premium of 81.00 pts to spot.

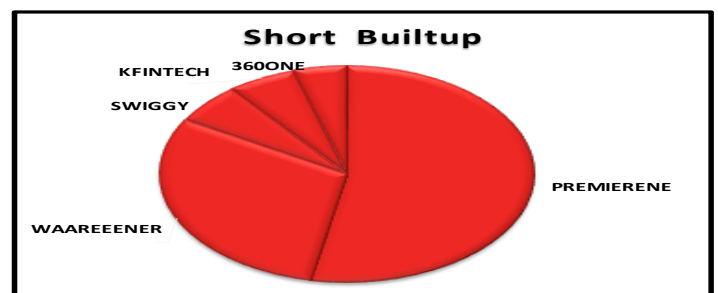
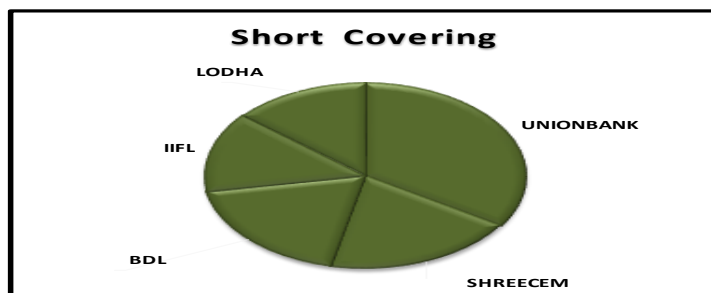
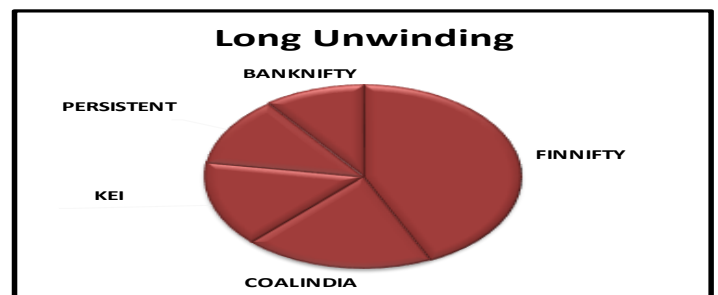
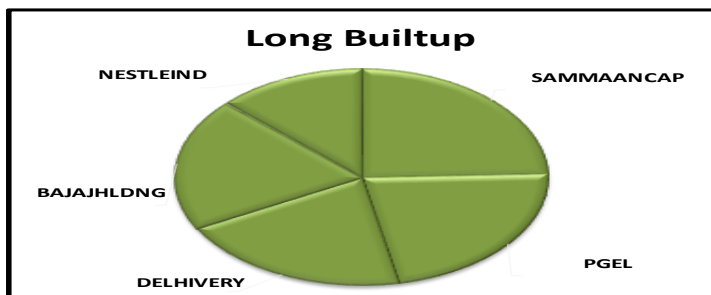
Nifty Snapshot



Open Interest in Nifty Options



- » The above second chart shows previous trading day's change in Nifty options where Additions in OI were seen in 26500, 26400, 26300, 26200 strike Calls and Liquidations at 26300, 26200, 26100, 25900 strike Puts indicating market is likely to remain range bound in near term.
- » Highest OI build-up is seen at 26300 strike Calls and 26000 strike Puts, to the tune of 24.20mn and 32.33mn respectively.



DAILY DERIVATIVES RESEARCH REPORT

(Price is in Rs; OI is in million units; Price chg and OI chg are in percentage) **NB RESEARCH**

Fresh Longs seen in:					Fresh Shorts seen in:				
Scrip	Price	Price chg	OI	OI Chg	Scrip	Price	Price chg	OI	OI Chg
SAMMAANCAP	152.5	1.8	126.1	12.4	PREMIERENE	789.7	-7.2	2.4	160.4
PGEL	633.7	4.7	11.9	11.4	WAAREEENER	2709.8	-5.5	1.8	91.6
DELHIVERY	414.5	1.9	18.9	10.3	SWIGGY	379.9	-2.3	8.4	18.5
BAJAJHLDNG	11331.0	0.8	0.1	10.1	KFINTECH	1063.7	-2.0	3.7	18.0
NESTLEIND	1321.6	2.8	17.4	6.6	360ONE	1191.5	-0.4	2.7	13.7
Short Covering seen in:					Long Unwinding seen in:				
Scrip	Price	Price chg	OI	OI Chg	Scrip	Price	Price chg	OI	OI Chg
UNIONBANK	163.2	3.5	73.8	-8.6	FINNIFTY	27931.8	-0.2	0.0	-11.6
SHREECEM	27710.0	2.2	0.3	-4.9	COALINDIA	428.3	-0.5	56.2	-5.2
BDL	1549.8	3.2	4.9	-4.8	KEI	4539.4	-0.3	0.9	-4.1
IIFL	648.6	0.6	11.7	-3.5	PERSISTENT	6206.0	-1.6	2.2	-3.3
LODHA	1124.3	2.9	12.7	-3.5	BANKNIFTY	60173.0	-0.3	1.5	-2.8

Institutional Activity

Institutional Activity in previous trading session				Net FII Activity (in Rs cr.)				
(in Rs cr.)	Buy	Sell	Net	Date	Idx Fut	Stk Fut	Idx Opt	Cash
Index Futures	3142.21	2740.76	401.45	5-Jan	401.5	-2567.9	-1858.2	-36
Index Options	1937938.42	1939796.58	-1858.16	2-Jan	2358.7	242.9	-2106.8	290
Stock Futures	21355.83	23923.70	-2567.87	1-Jan	344.3	-565.9	-2739.9	-3269
Stock Options	29282.55	29470.13	-187.58	31-Dec	-288.3	2914.3	5397.5	-3597
FII Cash	11,277.44	11,313.69	-36.25	30-Dec	-786.6	4617.5	14591.8	-3844
DII Cash	15,565.79	13,801.72	1,764.07	29-Dec	-1707.7	-503.6	-1986.4	-2760

Technical Pivot (Intraday):

	S2	S1	PIVOT	R1	R2
NIFTY	26180	26255	26385	26460	26585
BANKNIFTY	59720	59945	60240	60470	60765

Derivative Recommendations:

Stock Name	Call (Buy/Sell)	Entry price	Targets	Stop Loss	Duration	Status
GMRAIRPORT 105 CE	Buy	3.4	6.5	2	1-2 Days	OPEN
GAIL 175 CE	Buy	3.8	7	2.2	1-2 Days	OPEN
CONCOR FUT	Buy	531	560	518	1-2 Days	OPEN

DAILY DERIVATIVES RESEARCH REPORT

NIFTY50 Options OI (CE OI = Resistance) (PE OI = Support)			
Symbol	Highest CE OI	Highest PE OI	CMP
ADANIENT	2300	2200	2287
ADANIPTS	1500	1500	1499
APOLLOHOSP	7200	7100	7120
ASIANPAINT	2800	2600	2828
AXISBANK	1300	1260	1289
BAJAJ-AUTO	10000	9000	9520
BAJAJFINSV	2220	1900	2050
BAJFINANCE	1000	1000	984
BEL	420	400	416
BHARTIARTL	2200	2100	2110
CIPLA	1500	1500	1524
COALINDIA	430	400	428
DRREDDY	1300	1250	1250
EICHERMOT	8100	6900	7498
ETERNAL	300	280	283
GRASIM	2900	2740	2864
HCLTECH	1700	1600	1594
HDFCBANK	1000	940	980
HDFCLIFE	780	750	763
HINDALCO	1000	880	934
HINDUNILVR	2340	2300	2388
ICICIBANK	1400	1400	1375
INDIGO	5200	5000	5129
INFY	1660	1620	1610
ITC	400	350	351

NIFTY50 Options OI (CE OI = Resistance) (PE OI = Support)			
Symbol	Highest CE OI	Highest PE OI	CMP
JIOFIN	330	290	302
JSWSTEEL	1160	1100	1189
KOTAKBANK	2200	2100	2198
LT	4200	4000	4162
M&M	3800	3700	3805
MARUTI	17500	16000	17212
MAXHEALTH	1100	1040	1054
NESTLEIND	1340	1300	1322
NTPC	360	330	351
ONGC	240	240	239
POWERGRID	280	250	273
RELIANCE	1600	1550	1582
SBILIFE	2100	1900	2084
SBIN	1000	1000	1008
SHRIRAMFIN	1000	900	1007
SUNPHARMA	1760	1620	1737
TATACONSUM	1200	1080	1188
TMPV	400	360	375
TATASTEEL	190	170	187
TCS	3300	3200	3217
TECHM	1800	1600	1605
TITAN	4100	4000	4089
TRENT	4400	4300	4448
ULTRACEMCO	12000	11500	12120
WIPRO	270	250	261

DAILY DERIVATIVES RESEARCH REPORT

OI against MWPL

Symbol	MWPL	Open Interest	Limit for next day	% OI
IRCTC	32504261	50875125	9592829	157%
SAMMAANCAP	122326971	184758100	Ban	151%
KAYNES	4679418	7037900	1275642	150%
BANDHANBNK	144289555	191883600	7041493	133%
SAIL	216861410	286291100	Ban	132%
RVNL	84941460	99295800	38200650	117%
RBLBANK	91953095	103857425	11241388	113%
DIXON	6452220	7152300	3089526	111%
CONCOR	51639257	57116250	14533935	111%
LICHSGFIN	45183075	47055000	9648151	104%
NMDC	517037525	517752000	151855612	100%
NBCC	154894704	153881000	52359498	99%
IEX	133395043	131580000	63047070	99%
MAZDOCK	11364224	11117200	5436302	98%
PGEL	24030912	23465000	10204160	98%
HUDCO	75071250	72052875	29603647	96%
ABCAPITAL	122657000	116612700	34623581	95%
IDEA	12037179660	11244589950	4240084582	93%
PATANJALI	50886533	46483200	8078262	91%
AMBUJACEM	79841849	72238950	24065102	90%
INOXWIND	144708707	127466625	46538151	88%
IREDA	119011160	102661650	64547508	86%
CROMPTON	96587231	82900800	33679094	86%
NATIONALUM	134225816	114663750	72977843	85%
IRFC	200960551	170994500	126906454	85%
ANGELONE	9673308	7973000	5043093	82%
MCX	38177110	31071875	20344437	81%
RECLTD	187084550	149170000	92353307	80%
CDSL	26647500	21177400	14787678	79%
MANAPPURAM	82205057	65319000	34751389	79%
BDL	13786716	10805200	8212606	78%
KALYANKJIL	57654984	44633550	18673371	77%
DLF	96058266	74178225	40207377	77%

OI against MWPL

Symbol	MWPL	Open Interest	Limit for next day	% OI
JUBLFOOD	58761693	44993750	29316766	77%
TATATECH	25116370	19137600	12570139	76%
BOSCHLTD	882048	667550	611887	76%
GODREJPROP	17263909	12989350	7750467	75%
BIOCON	91057772	67815000	41040257	74%
EXIDEIND	68856800	51235200	34110863	74%
PNB	515822637	376336000	234982651	73%
PNBHOUSING	28118603	20152600	10978897	72%
PETRONET	108255733	76731500	58651431	71%
INDUSINDBK	93808799	66068800	44243605	70%
UPL	84228583	58744670	38559045	70%
BHEL	192361942	133930125	104306443	70%
INDUSTOWER	193623116	133314000	90301514	69%
JIOFIN	355358091	243796050	178030398	69%
GLENMARK	22585180	15412125	9867307	68%
ADANIENT	49117354	33427929	25145048	68%
COFORGE	50189409	33661125	29503693	67%
ASHOKLEY	423719104	281735000	216254076	66%
PFC	217835555	142270700	125804255	65%
JSWENERGY	80385888	52281000	37175702	65%
AUROPHARMA	41977935	26901050	18060684	64%
VEDL	255091106	157845550	145022508	62%
ASTRAL	18450534	11248475	10788248	61%
LTF	127100972	75390750	77229938	59%
HINDZINC	161247058	95407900	114994523	59%
CANBK	504315430	295521750	319072503	59%
LICI	33206238	19390000	20381289	58%
HAL	28450886	16576800	17577933	58%
OFSS	3582756	2043225	2044749	57%
ITC	1252401670	702430400	940008084	56%
GMRAIRPORT	534704421	299792475	336801187	56%
IIFL	35669230	19290150	21594883	54%
BANKBARODA	279476623	148745025	174192479	53%

FROM THE EQUITY DERIVATIVE DESK:

NIRAV HARISH CHHEDA

AVP - DERIVATIVES AND TECHNICAL RESEARCH

E-Mail: nirav.chheda@nirmalbang.com

Tel no: 6273-8199/8000

AMIT BHUPTANI

SNR.DERIVATIVES AND TECHNICAL RESEARCH

E-Mail: amit.bhuptani@nirmalbang.com

Tel no: 6273-8242/8000

DISCLOSURE

Research Reports that are published by Nirmal Bang Securities Private Limited (hereinafter referred to as “NBSPL”) are for private circulation only. NBSPL is a registered Research Analyst under SEBI (Research Analyst) Regulations, 2014 having Registration no. INH000001766. NBSPL is also a registered Stock Broker with National Stock Exchange of India Limited, BSE Limited, Metropolitan Stock Exchange of India Limited, Multi Commodity Exchange of India Limited and , National Commodity and Derivative Exchange Limited in Capital Market , Equity and Commodities derivatives segments and Currency Derivatives Segment . NBSPL has other business divisions with independent research teams separated by Chinese walls, and therefore may, at times, have different or contrary views on stocks and markets. NBSPL or its associates have not been debarred / suspended by SEBI or any other regulatory authority for accessing / dealing in securities Market since last 20 years. NBSPL, its associates or analyst or his relatives do not hold any financial interest (Except Investment) in the subject company. NBSPL or its associates or Analyst do not have any conflict or material conflict of interest at the time of publication of the research report with the subject company. NBSPL or its associates or Analyst or his relatives may or may not hold beneficial ownership of 1% or more in the subject company at the end of the month immediately preceding the date of publication of this research report. NBSPL or its associates / analyst has not received any compensation / managed or co-managed public offering of securities of the company covered by Analyst during the past twelve months. NBSPL or its associates have not received any compensation or other benefits from the company covered by Analyst or third party in connection with the research report. Analyst has not served as an officer, director or employee of Subject Company. NBSPL / analyst has not been engaged in market making activity of the subject company. Analyst Certification: The research analysts and authors of these reports, hereby certify that the views expressed in this research report accurately reflects my/our personal views about the subject securities, issuers, products, sectors or industries. It is also certified that no part of the compensation of the analyst(s) was, is, or will be directly or indirectly related to the inclusion of specific recommendations or views in this research. The analyst(s) principally responsible for the preparation of this research report and has taken reasonable care to achieve and maintain independence and objectivity in making any recommendation.

DISCLAIMER

The Research Report is for the personal information of the authorized recipient and does not constitute to be any investment, legal or taxation advice. NBSPL is not soliciting any action based upon it. Nothing in the research report shall be construed as a solicitation to buy or sell any security or product, or to engage in or refrain from engaging in any such transaction. In preparing the research report, we did not take into account the investment objectives, financial situation and particular needs of the reader. The research report has been prepared for the general use of the clients of NBSPL and must not be copied, either in whole or in part, or distributed or redistributed to any other person in any form. If you are not the intended recipient you must not use or disclose the information in the research report in any way. Though disseminated to all the customers simultaneously, not all customers may receive the research report at the same time. NBSPL will not treat recipients as customers by virtue of their receiving the research report. The research report is not directed or intended for distribution to or use by any person or entity resident in a state, country or any jurisdiction, where such distribution, publication, availability or use would be contrary to law, regulation or which would subject NBSPL & its group companies to registration or licensing requirements within such jurisdictions. The report is based on the information obtained from sources believed to be reliable, but we do not make any representation or warranty that it is accurate, complete or up-to-date and it should not be relied upon as such. We accept no obligation to correct or update the information or opinions in it. NBSPL or any of its affiliates or employees shall not be in any way responsible for any loss or damage that may arise to any person from any inadvertent error in the information contained in the research report. NBSPL or any of its affiliates or employees do not provide, at any time, any express or implied warranty of any kind, regarding any matter pertaining to this report, including without limitation the implied warranties of merchantability, fitness for a particular purpose, and non-infringement. The recipients of the research report should rely on their own investigations. This information is subject to change without any prior notice. NBSPL reserves its absolute discretion and right to make or refrain from making modifications and alterations to this statement from time to time. Nevertheless, NBSPL is committed to providing independent and transparent recommendations to its clients, and would be happy to provide information in response to specific client queries. Before making an investment decision on the basis of research report, the reader needs to consider, with or without the assistance of an adviser, whether the advice is appropriate in light of their particular investment needs, objectives and financial circumstances. There are risks involved in securities trading. The price of securities can and does fluctuate, and an individual security may even become valueless. International investors are reminded of the additional risks inherent in international investments, such as currency fluctuations and international stock market or economic conditions, which may adversely affect the value of the investment. Opinions expressed are subject to change without any notice. Neither the company nor the director or the employees of NBSPL accept any liability whatsoever for any direct, indirect, consequential or other loss arising from any use of the research report and/or further communication in relation to the research report. Here it may be noted that neither NBSPL, nor its directors, employees, agents or representatives shall be liable for any damages whether direct or indirect, incidental, special or consequential including lost revenue or lost profit that may arise from or in connection with the use of the information contained in the research report. Copyright of this document vests exclusively with NBSPL. Our reports are also available on our website www.nirmalbang.com Registration granted by SEBI and certification from NISM in no way guarantee performance of NBSPL or provide any assurance of returns to investors.

**Nirmal Bang Research (Division of Nirmal Bang Securities Pvt. Ltd.) B-2, 301/302, Marathon Innova,
Opp. Peninsula Corporate Park Off. Ganpatrao Kadam Marg Lower Parel (W), Mumbai-400013
Board No. : 91 22 6723 8000/8001 Fax : 022 6723 8010**